







# 2014 Washington Open

## Team Results

Jan 4-5, 2014

Page: 1  
 Printed: 1/4/2014 11:22 AM  
 Men / 5 / All Ages  
 Session: 1







Rank	Gym	Team	Score						
1	Black Hills	*	179.400	28.600 5	32.200 1	29.800 1	29.100 1	30.900 1T	28.800 3
	5047 Galen Henriquez			10.300	10.700			10.100	10.300
	5048 Jacob Simpson			9.500		9.700	9.900		
	5045 Dylan Opperman			8.800	10.600	10.000	9.800	10.000	
	5053 Nicolas Malinowski				10.900				
	5044 Braydon Yoder					10.100		10.800	9.800
	5052 Nicholas Braun						9.400		
	5051 Keaton Sundem								8.700
2	OMEGA	*	177.900	29.900 3	30.500 2	28.400 4	28.600 4	30.900 1T	29.600 1
	5255 Alec Mallinger			10.900	10.800	10.100	9.300	11.300	10.000
	5260 Ken Takahashi			10.200	9.700	9.100	9.700	10.100	10.500
	5259 Johnnes Kromminga			8.800	10.000	9.200	9.600	9.500	9.100
3	Oregon Gymnastics	*	176.100	29.700 4	30.200 3	29.500 2	28.300 6	29.100 3	29.300 2
	5277 Jadon Giuliano			10.100		9.900	9.600	10.200	10.600
	5282 Xan Heimbergner			10.100	10.500				
	5281 Ryker Duncan			9.500			9.200		9.300
	5273 Alexander Vogs				10.800		9.500	9.300	9.400
	5280 Owen Stevens				8.900				
	5275 Daniel Zahariev					9.900			
	5276 Declan Abers					9.700			
	5274 Christopher Xanthos							9.600	
4	Dynamic Gymnastics	*	171.400	30.000 2	28.800 6	27.200 7T	28.700 3T	28.500 5T	28.200 5T
	5122 Samuel Leman			10.700	9.800	9.300	9.300	9.400	10.300
	5121 Nicholas Henning			10.200	10.500	9.800	9.800	9.500	9.500
	5124 Ty Phillips			9.100	8.500	8.100	9.600	9.600	8.400
5	Emerald City	*	171.300	26.800 7	29.300 5	28.300 5	28.400 5	29.900 2	28.600 4
	5166 Eric Markov			9.200	10.000	10.000	9.400	10.800	11.000
	5168 Max Luna			8.800	10.200	9.700	9.400	10.300	9.600
	5167 Keinan Davis			8.800	9.100	8.600	9.600	8.800	8.000

# 2014 Washington Open

## Team Results

Jan 4-5, 2014

Page: 2  
 Printed: 1/4/2014 11:22 AM  
 Men / 5 / All Ages  
 Session: 1







Rank	Gym	Team	Score						
6	Cascade Elite	*	165.500	26.400 8	27.100 8	27.600 6	28.700 3T	27.500 7T	28.200 5T
	5085	Kisho McDonald		9.700	8.600	9.600	9.700	9.300	9.900
	5083	Drew Allen		8.900			9.400	9.300	9.800
	5082	Aiden Drought		7.800					
	5086	Oliver Lohrentz			10.300	8.800	9.600	8.900	8.500
	5087	Patrick Barrett			8.200	9.200			
7	Metropolitan	*	164.800	26.000 9	29.500 4	26.400 8	28.100 7T	28.100 6	26.700 6
	5215	Manuel Hilario		9.100	9.800	9.400	9.300	9.400	
	5213	Jonah Tangco		8.500	10.000	8.300		9.200	9.700
	5212	Hunter Smith		8.400	9.700	8.700	9.400	9.500	9.300
	5216	Nicholas Santos					9.400		7.700
8	Eastside Gymnastics	*	162.800	23.300 13	27.500 7	29.300 3	27.600 9T	28.500 5T	26.600 7
	5145	Soren Callo		8.000		9.900			9.000
	5140	Carter Jones		7.900	8.400	9.900	9.000	9.500	8.900
	5147	Tyson Smith		7.400	9.600		9.600	9.800	8.700
	5141	Daniel Triplett			9.500	9.500			
	5143	Jaston Gray					9.000		
	5138	Alex Knafla						9.200	
9	Seattle Gymnastics	*	160.200	26.900 6	25.000 10	27.200 7T	27.700 8	27.500 7T	25.900 8
	5320	Solomon Dowidar		9.800	8.100		9.400	8.900	
	5316	Henry Singer		9.100	8.700	10.500	9.400	9.600	9.600
	5319	Shay Meseck-Schick		8.000		7.900	8.900		7.900
	5318	Mason McVey			8.200				
	5317	Joshua Lutz				8.800		9.000	8.400
10	VEGA	*	156.100	25.300 11T	26.500 9	25.400 9	27.300 10	28.700 4	22.900 11
	5345	Ian Davis		9.200	9.100	9.000	9.000	10.300	7.500
	5346	Zachary Murray		8.700	10.300	7.900	9.000	10.200	9.700
	5343	Edison Twyman		7.400	7.100	8.500	9.300	8.200	5.700
11	Danik	*	155.600	30.300 1	23.900 12	25.100 11	26.800 11	26.700 9	22.800 12
	5107	Trevor Hartnett		10.500	7.400	7.800	8.800	8.300	6.500
	5106	Miles O'Connor		10.000	10.800	9.300	9.400	9.600	8.100
	5105	Landon Carkhuff		9.800	5.700	8.000	8.600	8.800	8.200

# 2014 Washington Open

## Team Results

Jan 4-5, 2014

Page: 3  
 Printed: 1/4/2014 11:22 AM  
 Men / 5 / All Ages  
 Session: 1

Rank	Gym	Team	Score						
12	Westside Gymnastics	*	154.100	25.300 11T	24.900 11	24.500 12	28.900 2	27.200 8	23.300 10
	5353 Aden Corman			8.900	8.800		9.700	8.800	7.300
	5358 Wyatt Sarsland			8.200	8.500	8.100		10.100	8.400
	5356 Garrett Speer			8.200		7.900	9.800		
	5354 Cameron Elson				7.600	8.500	9.400	8.300	7.600
13	Mid Columbia	*	150.500	25.600 10	20.700 13	25.200 10	27.600 9T	26.400 10	25.000 9
	5402 Christian Penick			8.900	7.200	8.700	9.100	9.200	8.100
	5400 Brian Meier			8.500	5.800	8.800	9.300	8.400	9.800
	5404 Jack Wanichek			8.200	7.700	7.700	9.200	8.800	7.100
14	Mt. Baker Gymnastics	*	143.800	24.800 12	18.400 14	24.000 13	28.100 7T	26.000 11	22.500 13
	5241 Damian Wheatcroft			9.400	5.600	8.800	9.600	9.600	9.400
	5242 Jira Padrnos			8.000	7.200	8.300	9.300	8.500	6.600
	5243 Stryder Deyerin			7.400	5.600	6.900	9.200	7.900	6.500
15	Spokane Gymnastics	*	104.700	18.400 14	16.600 16T	17.700 14	18.600 12	17.900 13	15.500 15
	5324 Porter Aeschliman			9.600	10.700	8.700	9.500	9.300	7.600
	5323 Keegan Estep			8.800	5.900	9.000	9.100	8.600	7.900
16	Metro Gymnastics	*	101.900	15.900 15T	18.100 15	16.300 16	17.700 14	17.400 14	16.500 14
	5195 Kendall Alexander			8.100	10.700	8.000	8.800	9.200	8.500
	5196 Luke Nelson			7.800	7.400	8.300	8.900	8.200	8.000
17	Auburn Gymnastics	*	100.600	15.900 15T	16.600 16T	16.600 15	18.500 13	18.100 12	14.900 16
	5007 Alex Guthrie			8.500	7.700	8.200	9.200	8.700	7.900
	5008 Riley Huber			7.400	8.900	8.400	9.300	9.400	7.000
18	Summit Gymnastics	*	49.300	8.900 16	8.400 17	8.100 17	9.100 15	8.200 15	6.600 17
	5327 Brian Fox			8.900	8.400	8.100	9.100	8.200	6.600

# 2014 Washington Open

## Meet Results







Jan 4-5, 2014

Page: 1  
Printed: 1/4/2014 11:21 AM

Men / 5 / 7-8

Session: 1

Judge's Signatures

Rank	Num	Name	Gym							AA
1	5044	Braydon Yoder	Black Hills	Diff: 0.900	1.800	1.500	0.100	1.300	0.200	
				Exec: 7.400	8.300	8.600	9.000	9.500	9.600	
				ND:						
				Final: 8.300	10.100	10.100	9.100	10.800	9.800	58.200
				Place: 8	4	1	7*	1	1	1
2	5048	Jacob Simpson	Black Hills	Diff: 1.200	1.300	1.200	0.200	1.300	0.200	
				Exec: 8.300	8.900	8.500	9.700	8.500	8.100	
				ND:						
				Final: 9.500	10.200	9.700	9.900	9.800	8.300	57.400
				Place: 2	3	3T	1	4T	9T	2
3	5273	Alexander Vogs	Oregon Gymnastics	Diff: 0.600	1.800	1.000	0.200	0.700	0.500	
				Exec: 8.100	9.000	7.400	9.300	8.600	8.900	
				ND:						
				Final: 8.700	10.800	8.400	9.500	9.300	9.400	56.100
				Place: 5	1	11T	4T	8T	3	3
4	5324	Porter Aeschliman	Spokane Gymnastics	Diff: 1.900	1.800	1.500	0.100	1.100	0.100	
				Exec: 7.700	8.900	7.200	9.400	8.200	7.500	
				ND:						
				Final: 9.600	10.700	8.700	9.500	9.300	7.600	55.400
				Place: 1	2	9T	4T	8T	14*	4
5	5212	Hunter Smith	Metropolitan	Diff: 0.500	1.700	0.500	0.200	0.600	0.700	
				Exec: 7.900	8.000	8.200	9.200	8.900	8.600	
				ND:						
				Final: 8.400	9.700	8.700	9.400	9.500	9.300	55.000
				Place: 7	7	9T	5*	6T	4	5
6	5213	Jonah Tangco	Metropolitan	Diff: 0.700	1.300	0.700	0.100	0.200	1.200	
				Exec: 7.800	8.700	7.600	9.000	9.000	8.500	
				ND:						
				Final: 8.500	10.000	8.300	9.100	9.200	9.700	54.800
				Place: 6	5	12	7*	9	2	6
7	5215	Manuel Hilario	Metropolitan	Diff: 0.800	0.800	0.600	0.200	0.200	0.100	
				Exec: 8.300	9.000	8.800	9.100	9.200	7.300	
				ND:						
				Final: 9.100	9.800	9.400	9.300	9.400	7.400	54.400
				Place: 4	6	4T	6T	7T	16	7
8	5345	Ian Davis	VEGA	Diff: 1.500	1.800	1.500	0.100	1.300	0.100	
				Exec: 7.700	7.300	7.500	8.900	9.000	7.400	
				ND:						
				Final: 9.200	9.100	9.000	9.000	10.300	7.500	54.100
				Place: 3	9	6	8*	2	15T	8
9	5147	Tyson Smith	Eastside Gymnastics	Diff: 0.700	1.300	1.500	0.100	0.300	0.200	
				Exec: 6.700	8.300	7.400	9.500	9.500	8.500	
				ND:						
				Final: 7.400	9.600	8.900	9.600	9.800	8.700	54.000
				Place: 15*	8	7	3	4T	7	9
10T	5140	Carter Jones	Eastside Gymnastics	Diff: 0.800	1.200	1.700	0.100	0.100	0.500	
				Exec: 7.100	7.200	8.200	8.900	9.400	8.400	
				ND:						
				Final: 7.900	8.400	9.900	9.000	9.500	8.900	53.600
				Place: 12	12	2	8*	6T	6	10T

# 2014 Washington Open







## Meet Results

Jan 4-5, 2014

Page: 2  
Printed: 1/4/2014 11:21 AM

Men / 5 / 7-8

Session: 1

Rank	Num	Name	Gym							AA
10T	5274	Christopher Xanthos	Oregon Gymnastics	Diff: 1.700	1.200	1.600	0.200	0.500	0.200	
				Exec: 6.400	7.100	7.800	8.800	9.100	9.000	
				ND:						
				Final: 8.100	8.300	9.400	9.000	9.600	9.200	53.600
				Place: 10	13	4T	8*	5	5	10T
11	5358	Wyatt Sarsland	Westside Gymnastics	Diff: 1.100	1.700	1.200	0.100	1.300	0.500	
				Exec: 7.100	6.800	6.900	8.900	8.800	7.900	
				ND:						
				Final: 8.200	8.500	8.100	9.000	10.100	8.400	52.300
				Place: 9T	11	13T	8*	3	8T	11
12	5008	Riley Huber	Auburn Gymnastics	Diff: 0.700	1.700	0.700	0.100	1.200	0.100	
				Exec: 6.700	7.200	7.700	9.200	8.200	6.900	
				ND:						
				Final: 7.400	8.900	8.400	9.300	9.400	7.000	50.400
				Place: 15*	10	11T	6T	7T	17	12
13	5087	Patrick Barrett	Cascade Elite	Diff: 0.700	1.700	1.000	0.100	0.300	0.200	
				Exec: 5.600	6.500	8.200	8.700	8.100	8.000	
				ND:						
				Final: 6.300	8.200	9.200	8.800	8.400	8.200	49.100
				Place: 19	14	5	10	14T	10	13
14	5354	Cameron Elson	Westside Gymnastics	Diff: 0.200	0.700	0.500	0.200	0.100	0.100	
				Exec: 7.400	6.900	8.000	9.200	8.200	7.500	
				ND:						
				Final: 7.600	7.600	8.500	9.400	8.300	7.600	49.000
				Place: 14	15	10	5*	15T	14*	14
15	5276	Declan Abers	Oregon Gymnastics	Diff: 1.100	0.700	1.800	0.100	0.100	0.100	
				Exec: 6.700	6.200	7.900	7.800	8.100	8.200	
				ND:						
				Final: 7.800	6.900	9.700	7.900	8.200	8.300	48.800
				Place: 13	17T	3T	14	16	9T	15
16	5319	Shay Meseck-Schick	Seattle Gymnastics	Diff: 0.200	0.100	0.100	0.100	0.500	0.500	
				Exec: 7.800	6.300	7.800	8.800	8.300	7.400	
				ND:						
				Final: 8.000	6.400	7.900	8.900	8.800	7.900	47.900
				Place: 11	19	15T	9T	11T	12T	16
17	5278	Micheal Strigul	Oregon Gymnastics	Diff: 0.600	1.700	0.700	0.100	0.200	0.200	
				Exec: 6.700	5.800	7.300	8.600	8.100	7.700	
				ND:						
				Final: 7.300	7.500	8.000	8.700	8.300	7.900	47.700
				Place: 16	16	14	11	15T	12T	17
18	5142	David Adams	Eastside Gymnastics	Diff: 0.100	0.100	0.500	0.200	0.100	0.200	
				Exec: 6.500	6.500	7.300	8.700	8.700	7.800	
				ND:						
				Final: 6.600	6.600	7.800	8.900	8.800	8.000	46.700
				Place: 18T	18	16	9T	11T	11	18
19	5317	Joshua Lutz	Seattle Gymnastics	Diff: 0.500	0.100	1.000	0.100	0.100	0.200	
				Exec: 6.100	4.900	7.800	8.400	8.900	8.200	
				ND:						
				Final: 6.600	5.000	8.800	8.500	9.000	8.400	46.300
				Place: 18T	22	8	12*	10	8T	19

# 2014 Washington Open

## Meet Results







Jan 4-5, 2014

Page: 3

Printed: 1/4/2014 11:21 AM

Men / 5 / 7-8

Session: 1

Rank	Num	Name	Gym							AA
20	5143	Jaston Gray	Eastside Gymnastics	Diff: 0.100 Exec: 5.500 ND: _____ Final: 5.600 Place: 21	0.200 6.700 _____	0.500 7.600 _____	0.200 8.800 _____	0.200 8.300 _____	0.200 7.500 _____	45.800 20
21	5356	Garrett Speer	Westside Gymnastics	Diff: 0.900 Exec: 7.300 ND: _____ Final: 8.200 Place: 9T	0.200 5.700 _____	0.500 7.400 _____	0.200 9.600 _____	0.100 7.600 _____	0.500 5.500 _____	45.500 21
22	5315	Brennan Voss	Seattle Gymnastics	Diff: 0.100 Exec: 7.000 ND: _____ Final: 7.100 Place: 17	0.200 5.600 _____	0.100 6.400 _____	0.100 8.400 _____	0.200 8.500 _____	0.100 4.400 _____	41.100 22
23	5043	Brady McNutt	Black Hills	Diff: 0.100 Exec: 5.800 ND: _____ Final: 5.900 Place: 20	0.200 2.200 _____	0.600 5.500 _____	0.100 8.000 _____	0.500 6.500 _____	0.100 4.900 _____	34.500 23
24	5148	Val Koklic	Eastside Gymnastics	Diff: 0.000 Exec: 0.000 ND: _____ Final: 0.000 Place: 22	0.100 4.100 _____	0.500 5.500 _____	0.000 0.000 _____	0.500 7.900 _____	0.500 7.000 _____	26.100 24

# 2014 Washington Open

## Meet Results







Jan 4-5, 2014

Page: 1  
Printed: 1/4/2014 11:21 AM

Men / 5 / 9-10

Session: 1

Judge's Signatures

Rank	Num	Name	Gym							AA
1	5255	Alec Mallinger	OMEGA	Diff: 1.700	1.800	1.500	0.100	1.800	0.700	
				Exec: 9.200	9.000	8.600	9.200	9.500	9.300	
				ND:						
				Final: 10.900	10.800	10.100	9.300	11.300	10.000	62.400
				Place: 1	1*	1	5*	1	4	1
2	5166	Eric Markov	Emerald City	Diff: 0.700	1.700	1.300	0.200	1.400	1.700	
				Exec: 8.500	8.300	8.700	9.200	9.400	9.300	
				ND:						
				Final: 9.200	10.000	10.000	9.400	10.800	11.000	60.400
				Place: 10	5	2	4*	2	1	2
3	5047	Galen Henriquez	Black Hills	Diff: 1.400	1.500	1.000	0.100	1.500	1.100	
				Exec: 8.900	9.200	8.300	8.800	8.600	9.200	
				ND:						
				Final: 10.300	10.700	9.300	8.900	10.100	10.300	59.600
				Place: 4	2T	6*	9*	4	3T	3
4	5121	Nicholas Henning	Dynamic Gymnastics	Diff: 1.000	1.700	1.000	0.200	0.800	0.500	
				Exec: 9.200	8.800	8.800	9.600	8.700	9.000	
				ND:						
				Final: 10.200	10.500	9.800	9.800	9.500	9.500	59.300
				Place: 5	3*	4	1	6	7	4
5	5122	Samual Leman	Dynamic Gymnastics	Diff: 1.200	1.100	1.000	0.100	1.100	1.200	
				Exec: 9.500	8.700	8.300	9.200	8.300	9.100	
				ND:						
				Final: 10.700	9.800	9.300	9.300	9.400	10.300	58.800
				Place: 2	6	6*	5*	7	3T	5
6	5277	Jadon Giuliano	Oregon Gymnastics	Diff: 1.100	1.700	1.500	0.200	1.200	0.900	
				Exec: 9.000	6.600	8.400	9.400	9.000	9.700	
				ND:						
				Final: 10.100	8.300	9.900	9.600	10.200	10.600	58.700
				Place: 6T	13	3*	3*	3T	2	6
7	5106	Miles O'Connor	Danik	Diff: 1.400	1.800	0.300	0.200	0.800	0.100	
				Exec: 8.600	9.000	9.000	9.200	8.800	8.000	
				ND:						
				Final: 10.000	10.800	9.300	9.400	9.600	8.100	57.200
				Place: 7	1*	6T	4*	5	14T	7
8	5346	Zachary Murray	VEGA	Diff: 1.100	1.800	1.000	0.200	1.300	1.200	
				Exec: 7.600	8.500	6.900	8.800	8.900	8.500	
				ND:						
				Final: 8.700	10.300	7.900	9.000	10.200	9.700	55.800
				Place: 12T	4*	17T	8*	3T	6	8
9	5282	Xan Heimbergner	Oregon Gymnastics	Diff: 1.200	1.700	0.500	0.100	0.100	0.100	
				Exec: 8.900	8.800	8.100	9.000	8.500	8.300	
				ND:						
				Final: 10.100	10.500	8.600	9.100	8.600	8.400	55.300
				Place: 6T	3*	11T	7*	14*	12	9
10	5281	Ryker Duncan	Oregon Gymnastics	Diff: 0.800	1.200	0.500	0.100	0.600	0.500	
				Exec: 8.700	7.600	8.000	9.100	8.400	8.800	
				ND:						
				Final: 9.500	8.800	8.500	9.200	9.000	9.300	54.300
				Place: 9	10T	12T	6*	10*	8	10

# 2014 Washington Open

## Meet Results







Jan 4-5, 2014

Page: 2

Printed: 1/4/2014 11:21 AM

Men / 5 / 9-10

Session: 1

Rank	Num	Name	Gym							AA
11T	5051	Keaton Sundem	Black Hills	Diff: 0.200	1.800	0.200	0.100	0.100	0.200	
				Exec: 7.500	7.800	9.000	9.100	8.800	8.500	
				ND:						
				Final: 7.700	9.600	9.200	9.200	8.900	8.700	53.300
				Place: 19	8T	7	6*	11T	10	11T
11T	5195	Kendall Alexander	Metro Gymnastics	Diff: 0.100	1.700	0.100	0.100	0.300	0.700	
				Exec: 8.000	9.000	7.900	8.700	8.900	7.800	
				ND:						
				Final: 8.100	10.700	8.000	8.800	9.200	8.500	53.300
				Place: 16	2T	16*	10*	9T	11T	11T
12T	5086	Oliver Lohrentz	Cascade Elite	Diff: 0.100	1.800	1.500	0.200	0.800	0.200	
				Exec: 6.200	8.500	7.300	9.400	8.100	8.300	
				ND:						
				Final: 6.300	10.300	8.800	9.600	8.900	8.500	52.400
				Place: 27	4*	9	3*	11T	11*	12T
12T	5145	Soren Callo	Eastside Gymnastics	Diff: 0.500	0.600	1.100	0.200	0.600	0.300	
				Exec: 7.500	7.000	8.800	8.700	8.400	8.700	
				ND:						
				Final: 8.000	7.600	9.900	8.900	9.000	9.000	52.400
				Place: 17*	18	3T	9T	10*	9	12T
13	5083	Drew Allen	Cascade Elite	Diff: 0.200	0.700	0.200	0.200	0.800	0.700	
				Exec: 8.700	6.000	7.700	9.200	8.500	9.100	
				ND:						
				Final: 8.900	6.700	7.900	9.400	9.300	9.800	52.000
				Place: 11T	25T	17T	4*	8T	5	13
14	5258	Grant O'Connor	OMEGA	Diff: 0.200	1.300	0.600	0.200	0.100	0.200	
				Exec: 8.300	8.400	7.100	8.800	8.400	8.300	
				ND:						
				Final: 8.500	9.700	7.700	9.000	8.500	8.500	51.900
				Place: 14T	7	19T	8*	15	11*	14
15	5052	Nicholas Braun	Black Hills	Diff: 0.700	1.300	0.100	0.100	0.500	0.200	
				Exec: 7.900	7.100	8.400	9.300	8.200	8.000	
				ND:						
				Final: 8.600	8.400	8.500	9.400	8.700	8.200	51.800
				Place: 13	12T	12T	4*	13T	13*	15
16	5256	Andrew Simer	OMEGA	Diff: 0.500	0.700	0.100	0.200	0.100	0.200	
				Exec: 8.200	8.900	7.100	9.000	9.100	7.600	
				ND:						
				Final: 8.700	9.600	7.200	9.200	9.200	7.800	51.700
				Place: 12T	8T	21	6*	9*	17	16
17	5402	Christian Penick	Mid Columbia	Diff: 1.200	0.700	0.800	0.100	0.100	0.200	
				Exec: 7.700	6.500	7.900	9.000	9.100	7.900	
				ND:						
				Final: 8.900	7.200	8.700	9.100	9.200	8.100	51.200
				Place: 11T	22T	10T	7*	9*	14T	17
18	5353	Aden Corman	Westside Gymnastics	Diff: 0.700	1.700	0.100	0.200	0.100	0.100	
				Exec: 8.200	7.100	6.700	9.500	8.700	7.200	
				ND:						
				Final: 8.900	8.800	6.800	9.700	8.800	7.300	50.300
				Place: 11T	10T	25*	2	12T	22	18



# 2014 Washington Open

## Meet Results







Jan 4-5, 2014

Page: 3

Printed: 1/4/2014 11:21 AM

Men / 5 / 9-10

Session: 1

Rank	Num	Name	Gym							AA
19	5007	Alex Guthrie	Auburn Gymnastics	Diff: 0.100	0.200	0.200	0.200	0.700	0.500	
				Exec: 8.400	7.500	8.000	9.000	8.000	7.400	
				ND:						
				Final: 8.500	7.700	8.200	9.200	8.700	7.900	50.200
				Place: 14T	17*	14T	6*	13T	16*	19
20	5320	Solomon Dowidar	Seattle Gymnastics	Diff: 0.800	1.300	0.100	0.200	0.200	0.200	
				Exec: 9.000	6.800	5.800	9.200	8.700	7.400	
				ND:						
				Final: 9.800	8.100	5.900	9.400	8.900	7.600	49.700
				Place: 8T	15	26	4*	11*	19*	20
21T	5107	Trevor Hartnett	Danik	Diff: 1.100	0.200	0.300	0.100	0.100	0.200	
				Exec: 9.400	7.200	7.500	8.700	8.200	6.300	
				ND:						
				Final: 10.500	7.400	7.800	8.800	8.300	6.500	49.300
				Place: 3	20*	18	10*	17*	28*	21T
21T	5327	Brian Fox	Summit Gymnastics	Diff: 0.800	1.700	0.700	0.100	0.100	0.100	
				Exec: 8.100	6.700	7.400	9.000	8.100	6.500	
				ND:						
				Final: 8.900	8.400	8.100	9.100	8.200	6.600	49.300
				Place: 11T	12T	15T	7*	18*	27	21T
22T	5105	Landon Carkhuff	Danik	Diff: 1.100	0.100	0.100	0.100	0.600	0.200	
				Exec: 8.700	5.600	7.900	8.500	8.200	8.000	
				ND:						
				Final: 9.800	5.700	8.000	8.600	8.800	8.200	49.100
				Place: 8T	29	16*	11*	12T	13*	22T
22T	5275	Daniel Zahariev	Oregon Gymnastics	Diff: 0.100	1.200	1.500	0.100	0.500	0.500	
				Exec: 5.700	6.100	8.400	8.200	8.800	8.000	
				ND:						
				Final: 5.800	7.300	9.900	8.300	9.300	8.500	49.100
				Place: 28	21	3*	13*	8T	11T	22T
22T	5280	Owen Stevens	Oregon Gymnastics	Diff: 0.100	1.200	0.500	0.100	0.200	0.100	
				Exec: 6.900	7.700	7.500	8.200	8.700	7.900	
				ND:						
				Final: 7.000	8.900	8.000	8.300	8.900	8.000	49.100
				Place: 24*	9	16*	13*	11*	15T	22T
23	5404	Jack Wanichek	Mid Columbia	Diff: 0.600	0.200	0.500	0.100	0.200	0.100	
				Exec: 7.600	7.500	7.200	9.100	8.600	7.000	
				ND:						
				Final: 8.200	7.700	7.700	9.200	8.800	7.100	48.700
				Place: 15	17*	19T	6*	12T	23	23
24T	5123	Trevann Ignacio	Dynamic Gymnastics	Diff: 0.500	0.600	0.100	0.200	0.100	0.100	
				Exec: 8.000	6.600	7.600	8.900	8.500	7.400	
				ND:						
				Final: 8.500	7.200	7.700	9.100	8.600	7.500	48.600
				Place: 14T	22T	19T	7T	14*	20	24T
24T	5196	Luke Nelson	Metro Gymnastics	Diff: 0.200	0.200	0.200	0.100	0.200	0.200	
				Exec: 7.600	7.200	8.100	8.800	8.000	7.800	
				ND:						
				Final: 7.800	7.400	8.300	8.900	8.200	8.000	48.600
				Place: 18T	20*	13	9*	18*	15T	24T

# 2014 Washington Open

## Meet Results







Jan 4-5, 2014

Page: 4

Printed: 1/4/2014 11:21 AM

Men / 5 / 9-10

Session: 1

Rank	Num	Name	Gym							AA
25	5216	Nicholas Santos	Metropolitan	Diff: 0.100	0.700	0.100	0.200	0.100	0.200	
				Exec: 7.100	7.000	8.000	9.200	8.200	7.500	
				ND:						
				Final: 7.200	7.700	8.100	9.400	8.300	7.700	48.400
				Place: 22	17T	15T	4*	17*	18	25
26T	5050	Jimmy Longino	Black Hills	Diff: 0.100	0.300	0.600	0.100	0.300	0.200	
				Exec: 6.900	8.200	8.100	9.000	8.100	6.200	
				ND:						
				Final: 7.000	8.500	8.700	9.100	8.400	6.400	48.100
				Place: 24*	11	10T	7*	16	29	26T
26T	5046	Evan Goodrich	Black Hills	Diff: 0.100	1.300	1.000	0.100	0.700	0.100	
				Exec: 6.800	6.100	8.600	7.200	8.600	7.500	
				ND:						
				Final: 6.900	7.400	9.600	7.300	9.300	7.600	48.100
				Place: 25*	20T	5	15	8T	19T	26T
27	5144	Oleg Ianchenko	Eastside Gymnastics	Diff: 0.100	0.300	0.500	0.100	0.200	0.200	
				Exec: 7.000	7.200	7.700	8.500	8.700	7.400	
				ND:						
				Final: 7.100	7.500	8.200	8.600	8.900	7.600	47.900
				Place: 23	19	14T	11*	11*	19*	27
28T	5343	Edison Twyman	VEGA	Diff: 0.100	0.700	1.200	0.200	0.200	0.500	
				Exec: 7.300	6.400	7.300	9.100	8.000	5.200	
				ND:						
				Final: 7.400	7.100	8.500	9.300	8.200	5.700	46.200
				Place: 20T	23	12T	5T	18*	31	28T
28T	5049	Jakob Huttmann	Black Hills	Diff: 0.100	0.100	0.100	0.100	0.600	0.200	
				Exec: 7.200	6.200	8.500	8.900	8.400	5.800	
				ND:						
				Final: 7.300	6.300	8.600	9.000	9.000	6.000	46.200
				Place: 21	26	11T	8T	10*	30	28T
29	5138	Alex Knafla	Eastside Gymnastics	Diff: 0.100	0.200	0.100	0.200	0.200	0.200	
				Exec: 6.800	5.600	6.900	8.200	9.000	7.700	
				ND:						
				Final: 6.900	5.800	7.000	8.400	9.200	7.900	45.200
				Place: 25*	28	23	12T	9T	16T	29
30	5146	Tim Koklic	Eastside Gymnastics	Diff: 0.100	0.600	0.500	0.100	0.100	0.200	
				Exec: 6.500	7.200	7.500	6.900	7.300	7.200	
				ND:						
				Final: 6.600	7.800	8.000	7.000	7.400	7.400	44.200
				Place: 26	16	16*	16	22	21	30
31	5042	Alec McNutt	Black Hills	Diff: 0.500	0.200	0.500	0.100	0.100	0.200	
				Exec: 7.500	5.700	6.300	8.200	8.100	6.500	
				ND:						
				Final: 8.000	5.900	6.800	8.300	8.200	6.700	43.900
				Place: 17*	27	25T	13*	18*	26	31
32	5082	Aiden Drought	Cascade Elite	Diff: 0.700	0.700	0.100	0.100	0.200	0.500	
				Exec: 7.100	4.800	5.400	9.300	7.500	7.400	
				ND:						
				Final: 7.800	5.500	5.500	9.400	7.700	7.900	43.800
				Place: 18T	31	27	4*	20T	16*	32

# 2014 Washington Open

## Meet Results







Jan 4-5, 2014

Page: 5

Printed: 1/4/2014 11:21 AM

Men / 5 / 9-10

Session: 1

Rank	Num	Name	Gym							AA
33	5243	Stryder Deyerin	Mt. Baker Gymnastics	Diff: 0.700	0.700	0.100	0.200	0.500	0.200	
				Exec: 6.700	4.900	6.800	9.000	7.400	6.300	
				ND:						
				Final: 7.400	5.600	6.900	9.200	7.900	6.500	43.500
				Place: 20T	30	24	6*	19T	28*	33
34T	5279	Nate Levinson	Oregon Gymnastics	Diff: 0.100	0.200	0.700	0.100	0.100	0.100	
				Exec: 4.700	6.500	8.400	7.900	7.800	6.800	
				ND:						
				Final: 4.800	6.700	9.100	8.000	7.900	6.900	43.400
				Place: 31	25T	8	14T	19T	25	34T
34T	5357	Michael Hebda	Westside Gymnastics	Diff: 0.100	0.700	0.100	0.100	0.200	0.500	
				Exec: 7.900	6.200	7.000	8.800	7.400	4.400	
				ND:						
				Final: 8.000	6.900	7.100	8.900	7.600	4.900	43.400
				Place: 17T	24	22	9*	21	33	34T
34T	5318	Mason McVey	Seattle Gymnastics	Diff: 0.100	0.700	0.100	0.200	0.100	0.100	
				Exec: 5.600	7.500	6.700	7.800	7.600	6.900	
				ND:						
				Final: 5.700	8.200	6.800	8.000	7.700	7.000	43.400
				Place: 29	14	25*	14T	20T	24	34T
35	5401	Joseph Pearson	Mid Columbia	Diff: 0.100	1.100	0.500	0.100	0.100	0.100	
				Exec: 5.500	3.900	7.100	8.300	7.100	5.100	
				ND:						
				Final: 5.600	5.000	7.600	8.400	7.200	5.200	39.000
				Place: 30	32	20	12T	23	32	35

# 2014 Washington Open

## Meet Results







Jan 4-5, 2014

Page: 1  
Printed: 1/4/2014 11:22 AM

Men / 5 / 11+

Session: 1

Judge's Signatures

Rank	Num	Name	Gym							AA
1	5260	Ken Takahashi	OMEGA	Diff: 1.300	0.700	0.500	0.200	1.100	1.200	
				Exec: 8.900	9.000	8.600	9.500	9.000	9.300	
				ND:						
				Final: 10.200	9.700	9.100	9.700	10.100	10.500	59.300
				Place: 1	5	7	2*	2	1	1
2	5168	Max Luna	Emerald City	Diff: 0.500	1.700	1.200	0.200	1.300	0.700	
				Exec: 8.300	8.500	8.500	9.200	9.000	8.900	
				ND:						
				Final: 8.800	10.200	9.700	9.400	10.300	9.600	58.000
				Place: 5T	3	3	4*	1	4T	2
3	5045	Dylan Opperman	Black Hills	Diff: 0.300	1.500	1.500	0.200	0.800	0.100	
				Exec: 8.500	9.100	8.500	9.600	9.200	7.700	
				ND:						
				Final: 8.800	10.600	10.000	9.800	10.000	7.800	57.000
				Place: 5T	2	2	1	3	11	3
4	5316	Henry Singer	Seattle Gymnastics	Diff: 0.200	0.700	1.700	0.200	0.200	0.500	
				Exec: 8.900	8.000	8.800	9.200	9.400	9.100	
				ND:						
				Final: 9.100	8.700	10.500	9.400	9.600	9.600	56.900
				Place: 4T	9	1	4*	4T	4T	4
5	5085	Kisho McDonald	Cascade Elite	Diff: 0.700	1.200	0.700	0.200	0.200	0.400	
				Exec: 9.000	7.400	8.900	9.500	9.100	9.500	
				ND:						
				Final: 9.700	8.600	9.600	9.700	9.300	9.900	56.800
				Place: 2	10	4	2*	7	2	5
6	5259	Johannes Kromminga	OMEGA	Diff: 1.400	1.800	0.600	0.200	0.700	0.200	
				Exec: 7.400	8.200	8.600	9.400	8.800	8.900	
				ND:						
				Final: 8.800	10.000	9.200	9.600	9.500	9.100	56.200
				Place: 5T	4	6	3*	5	6	6
7	5053	Nicolas Malinowski	Black Hills	Diff: 0.800	1.900	1.000	0.100	0.200	0.500	
				Exec: 7.500	9.000	8.000	9.200	8.900	7.900	
				ND:						
				Final: 8.300	10.900	9.000	9.300	9.100	8.400	55.000
				Place: 7	1	8T	5*	8	7T	7
8	5124	Ty Phillips	Dynamic Gymnastics	Diff: 0.600	1.200	0.500	0.200	0.900	0.700	
				Exec: 8.500	7.300	7.600	9.400	8.700	7.700	
				ND:						
				Final: 9.100	8.500	8.100	9.600	9.600	8.400	53.300
				Place: 4T	11	12	3*	4T	7T	8
9	5167	Keinan Davis	Emerald City	Diff: 0.700	0.700	0.100	0.200	0.200	0.100	
				Exec: 8.100	8.400	8.500	9.400	8.600	7.900	
				ND:						
				Final: 8.800	9.100	8.600	9.600	8.800	8.000	52.900
				Place: 5T	8	10	3*	10	9	9
10	5257	Cameron Baker	OMEGA	Diff: 0.200	0.800	0.500	0.200	0.600	0.100	
				Exec: 7.900	8.800	7.200	9.100	8.800	8.300	
				ND:						
				Final: 8.100	9.600	7.700	9.300	9.400	8.400	52.500
				Place: 8	6	13	5*	6	7T	10

# 2014 Washington Open

## Meet Results







Jan 4-5, 2014

Page: 2

Printed: 1/4/2014 11:22 AM

Men / 5 / 11+

Session: 1

Rank	Num	Name	Gym							AA
11	5241	Damian Wheatcroft	Mt. Baker Gymnastics	Diff: 1.200	0.100	1.500	0.200	0.800	1.000	
				Exec: 8.200	5.500	7.300	9.400	8.800	8.400	
				ND:						
				Final: 9.400	5.600	8.800	9.600	9.600	9.400	52.400
				Place: 3	16	9T	3*	4T	5	11
12	5141	Daniel Triplett	Eastside Gymnastics	Diff: 0.500	1.800	1.200	0.200	0.100	0.100	
				Exec: 6.900	7.700	8.300	8.400	8.900	8.100	
				ND:						
				Final: 7.400	9.500	9.500	8.600	9.000	8.200	52.200
				Place: 10T	7	5	7T	9	8	12
13	5400	Brian Meier	Mid Columbia	Diff: 0.700	0.600	0.500	0.100	0.100	0.700	
				Exec: 7.800	5.200	8.300	9.200	8.300	9.100	
				ND:						
				Final: 8.500	5.800	8.800	9.300	8.400	9.800	50.600
				Place: 6	15	9T	5*	13	3	13
14	5323	Keegan Estep	Spokane Gymnastics	Diff: 1.000	0.100	1.500	0.100	0.600	0.200	
				Exec: 7.800	5.800	7.500	9.000	8.000	7.700	
				ND:						
				Final: 8.800	5.900	9.000	9.100	8.600	7.900	49.300
				Place: 5T	14	8T	6	11	10	14
15	5242	Jira Padrnos	Mt. Baker Gymnastics	Diff: 1.200	0.700	0.200	0.200	0.600	0.200	
				Exec: 6.800	6.500	8.100	9.100	7.900	6.400	
				ND:						
				Final: 8.000	7.200	8.300	9.300	8.500	6.600	47.900
				Place: 9	12	11	5*	12	12	15
16	5139	Ben Clark	Eastside Gymnastics	Diff: 0.100	0.200	0.100	0.100	0.100	0.200	
				Exec: 7.300	5.800	6.300	8.500	7.700	5.800	
				ND:						
				Final: 7.400	6.000	6.400	8.600	7.800	6.000	42.200
				Place: 10T	13	14	7T	14	13	16